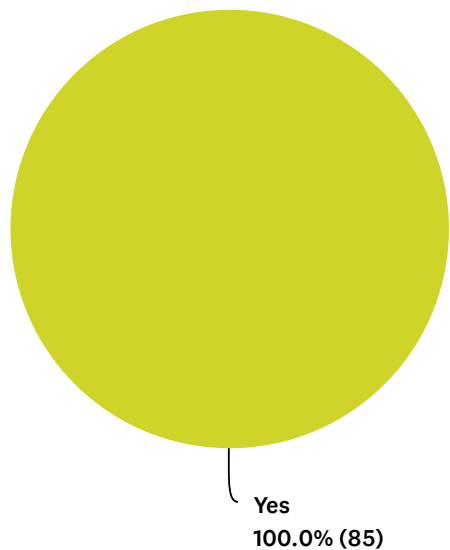


## Q2 Can you confirm the following meetings occurred?

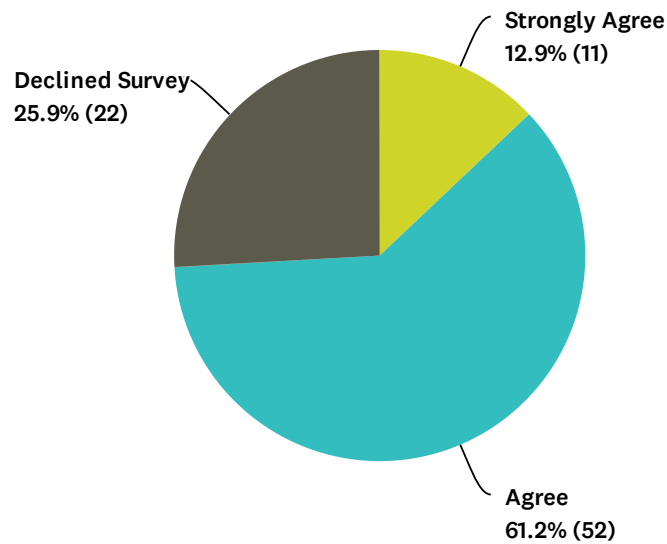
Answered: 85 Skipped: 0



ANSWER CHOICES	RESPONSES	
Yes	100.0%	85
No	0.0%	0
Declined Survey	0.0%	0
TOTAL		85

## Q4 The staff are sensitive to my family's cultural/ethnic background.

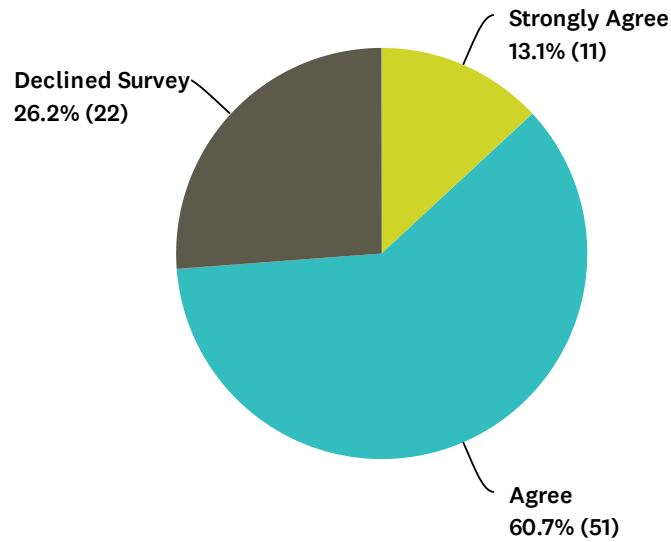
Answered: 85 Skipped: 0



ANSWER CHOICES	RESPONSES	
Strongly Agree	12.9%	11
Agree	61.2%	52
Undecided	0.0%	0
Disagree	0.0%	0
Strongly Disagree	0.0%	0
Skipped Question	0.0%	0
Declined Survey	25.9%	22
<b>TOTAL</b>		<b>85</b>

## Q5 My family's values and preferences are treated with dignity and respect.

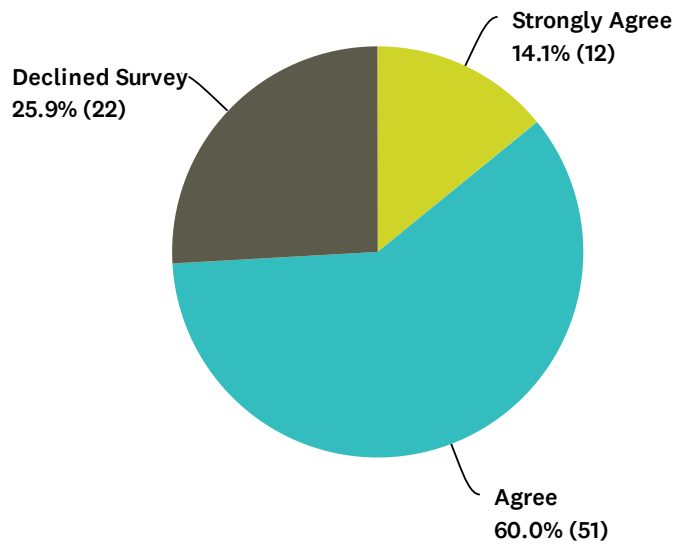
Answered: 84 Skipped: 1



ANSWER CHOICES	RESPONSES	
Strongly Agree	13.1%	11
Agree	60.7%	51
Undecided	0.0%	0
Disagree	0.0%	0
Strongly Disagree	0.0%	0
Skipped Question	0.0%	0
Declined Survey	26.2%	22
<b>TOTAL</b>		<b>84</b>

## Q6 Meetings are scheduled at times that are convenient for me.

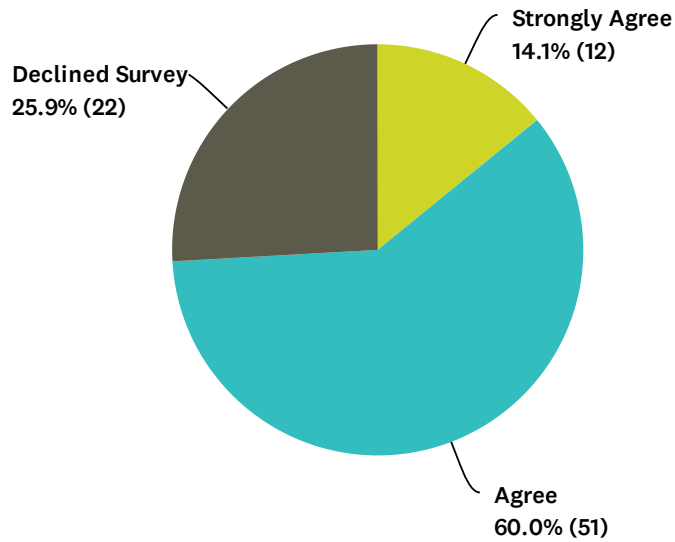
Answered: 85 Skipped: 0



ANSWER CHOICES	RESPONSES	
Strongly Agree	14.1%	12
Agree	60.0%	51
Undecided	0.0%	0
Disagree	0.0%	0
Strongly Disagree	0.0%	0
Skipped Question	0.0%	0
Declined Survey	25.9%	22
<b>TOTAL</b>		<b>85</b>

## Q7 Meetings are scheduled at locations that are conveniently accessible for me.

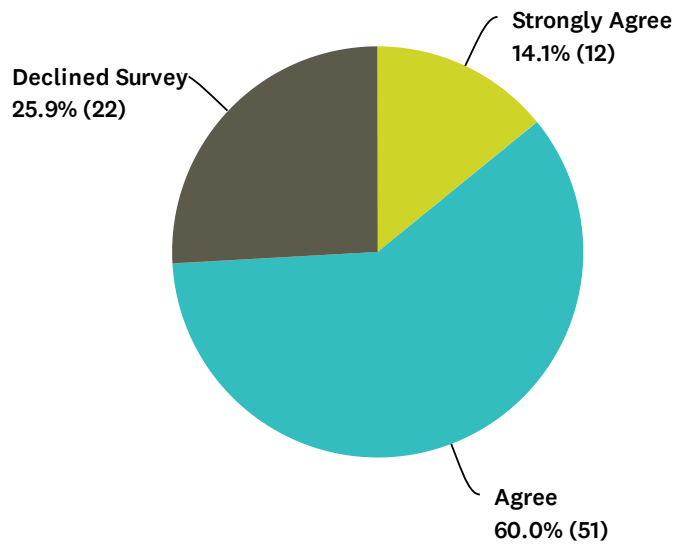
Answered: 85 Skipped: 0



ANSWER CHOICES	RESPONSES	
Strongly Agree	14.1%	12
Agree	60.0%	51
Undecided	0.0%	0
Disagree	0.0%	0
Strongly Disagree	0.0%	0
Skipped Question	0.0%	0
Declined Survey	25.9%	22
<b>TOTAL</b>		<b>85</b>

## Q8 My phone calls are returned in a timely manner.

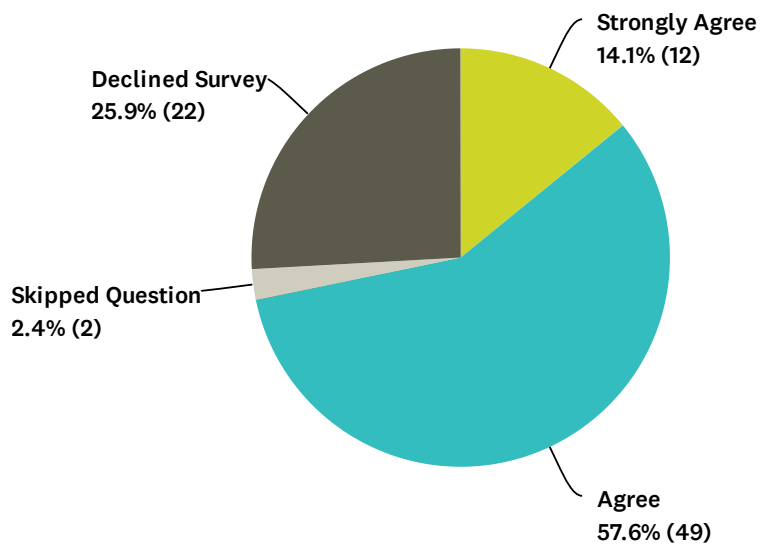
Answered: 85 Skipped: 0



ANSWER CHOICES	RESPONSES	
Strongly Agree	14.1%	12
Agree	60.0%	51
Undecided	0.0%	0
Disagree	0.0%	0
Strongly Disagree	0.0%	0
Skipped Question	0.0%	0
Declined Survey	25.9%	22
<b>TOTAL</b>		<b>85</b>

## Q9 I am listened to when I express myself.

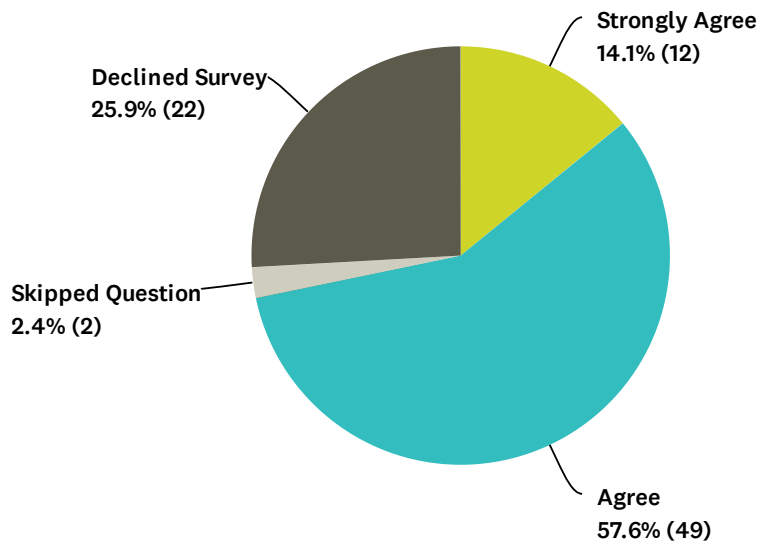
Answered: 85 Skipped: 0



ANSWER CHOICES	RESPONSES	
Strongly Agree	14.1%	12
Agree	57.6%	49
Undecided	0.0%	0
Disagree	0.0%	0
Strongly Disagree	0.0%	0
Skipped Question	2.4%	2
Declined Survey	25.9%	22
<b>TOTAL</b>		<b>85</b>

## Q10 My questions and concerns are addressed appropriately.

Answered: 85 Skipped: 0

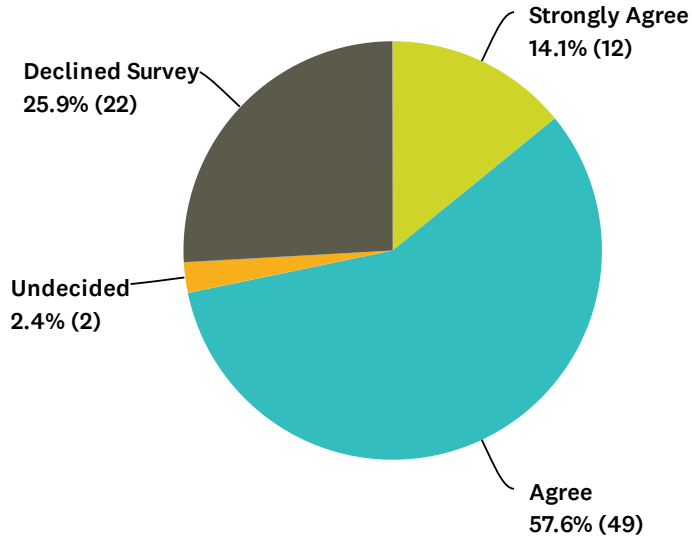


ANSWER CHOICES	RESPONSES	
Strongly Agree	14.1%	12
Agree	57.6%	49
Undecided	0.0%	0
Disagree	0.0%	0
Strongly Disagree	0.0%	0
Skipped Question	2.4%	2
Declined Survey	25.9%	22
<b>TOTAL</b>		<b>85</b>



## Q11 I am an equal partner in the planning, monitoring, and choices of services for my youth/young adult.

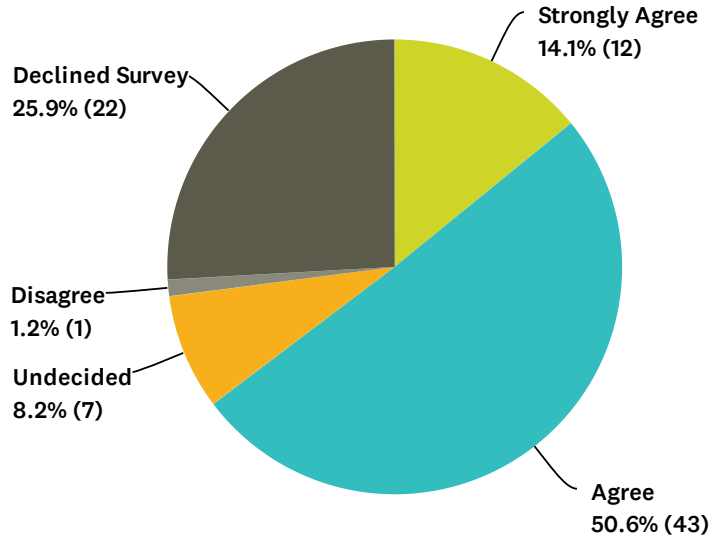
Answered: 85 Skipped: 0



ANSWER CHOICES	RESPONSES	
Strongly Agree	14.1%	12
Agree	57.6%	49
Undecided	2.4%	2
Disagree	0.0%	0
Strongly Disagree	0.0%	0
Skipped Question	0.0%	0
Declined Survey	25.9%	22
<b>TOTAL</b>		<b>85</b>

## Q12 As a result of being enrolled with the CMO, I believe that my youth/young adult is improving and becoming healthier.

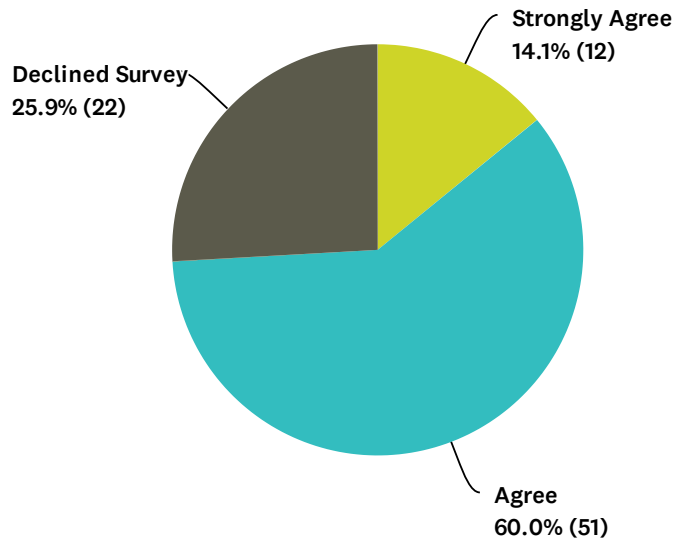
Answered: 85 Skipped: 0



ANSWER CHOICES	RESPONSES	
Strongly Agree	14.1%	12
Agree	50.6%	43
Undecided	8.2%	7
Disagree	1.2%	1
Strongly Disagree	0.0%	0
Skipped Question	0.0%	0
Declined Survey	25.9%	22
<b>TOTAL</b>		<b>85</b>

### Q13 As a result of the CMO, I have the ability to use natural supports (friends, neighbors, relatives, etc.) in our lives.

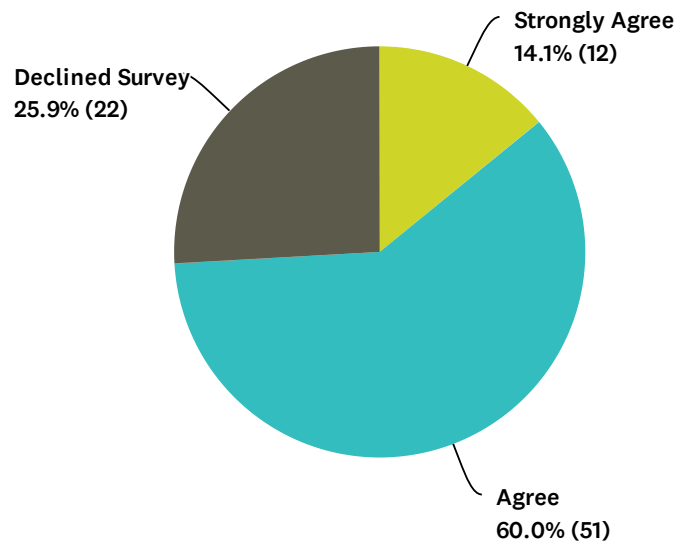
Answered: 85 Skipped: 0



ANSWER CHOICES	RESPONSES	
Strongly Agree	14.1%	12
Agree	60.0%	51
Undecided	0.0%	0
Disagree	0.0%	0
Strongly Disagree	0.0%	0
Skipped Question	0.0%	0
Declined Survey	25.9%	22
<b>TOTAL</b>		<b>85</b>

## Q14 I am better able to manage my service plan.

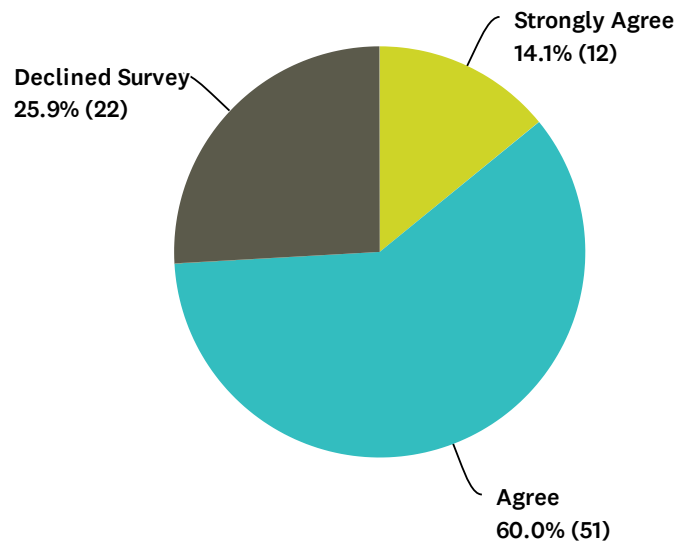
Answered: 85 Skipped: 0



ANSWER CHOICES	RESPONSES	
Strongly Agree	14.1%	12
Agree	60.0%	51
Undecided	0.0%	0
Disagree	0.0%	0
Strongly Disagree	0.0%	0
Skipped Question	0.0%	0
Declined Survey	25.9%	22
<b>TOTAL</b>		<b>85</b>

## Q15 Would you recommend the CMO to other families (parents)?

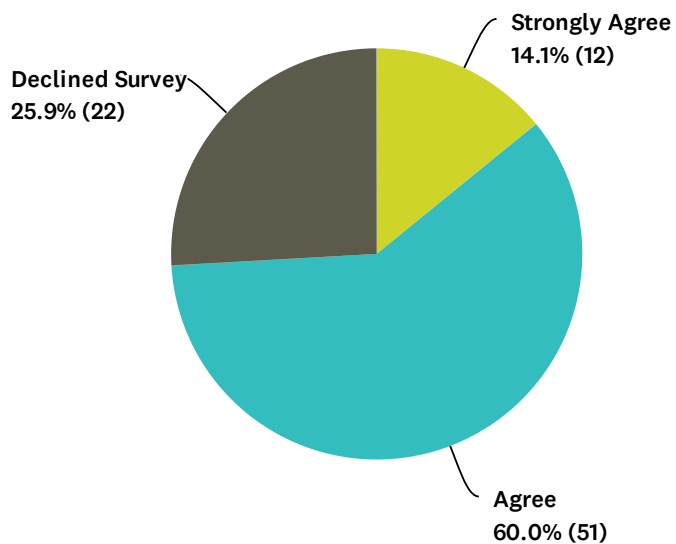
Answered: 85 Skipped: 0



ANSWER CHOICES	RESPONSES	
Strongly Agree	14.1%	12
Agree	60.0%	51
Undecided	0.0%	0
Disagree	0.0%	0
Strongly Disagree	0.0%	0
Skipped Question	0.0%	0
Declined Survey	25.9%	22
<b>TOTAL</b>		<b>85</b>

## Q16 Overall, I am satisfied with my involvement in the CMO.

Answered: 85 Skipped: 0



ANSWER CHOICES	RESPONSES	
Strongly Agree	14.1%	12
Agree	60.0%	51
Undecided	0.0%	0
Disagree	0.0%	0
Strongly Disagree	0.0%	0
Skipped Question	0.0%	0
Declined Survey	25.9%	22
<b>TOTAL</b>		<b>85</b>

Q17 It appears from some of your answers to this survey, we have some areas where we could improve. For performance improvement, would you like to have a supervisor contact you to discuss this further?

Answered: 85 Skipped: 0

